

PROGRAMMA MISCELAZIONE BAGNO
BATH MIXING PROGRAM
ผลิตภัณฑ์ซีร็อกผสมสำหรับอ่างอาบน้ำ

RETTANGOLO

Art. 15186

Art. 15187

Art. 15199

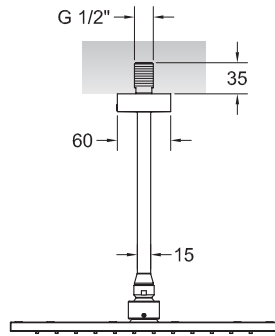
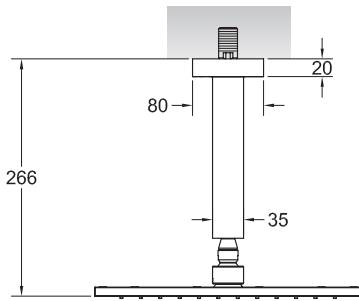
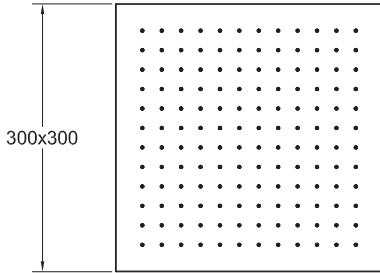
Art. 15200

GESSI 

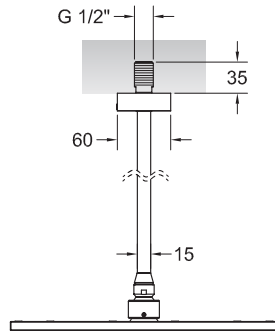
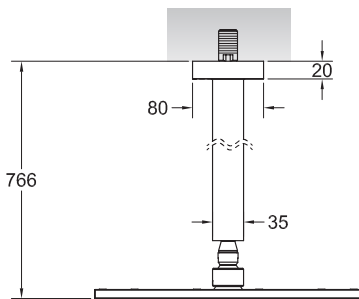
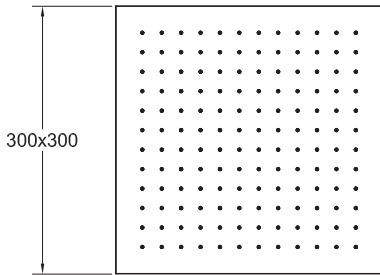
Gessi SpA - Parco Gessi
13037 Serravalle Sesia (Vercelli) - Italy
Phone +39 0163 454111 - Facsimile +39 0163 459273

www.gessi.com - gessi@gessi.it

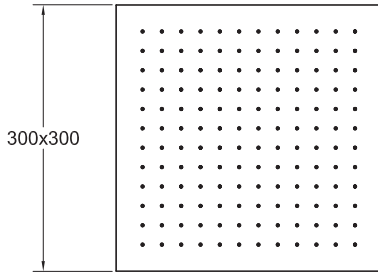
Art. 15186



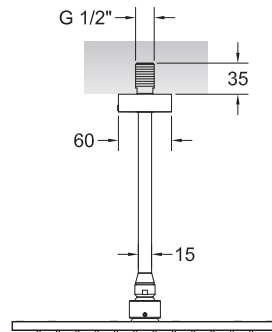
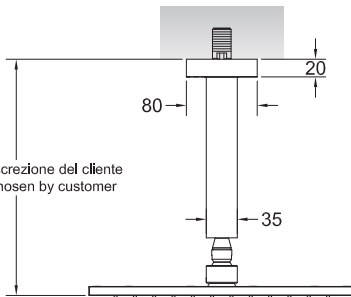
Art. 15187



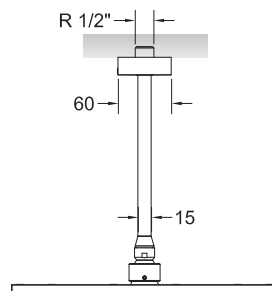
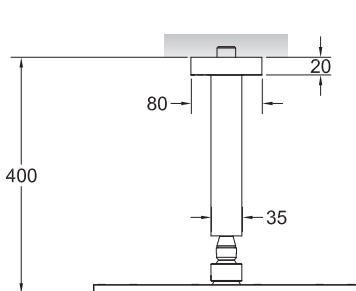
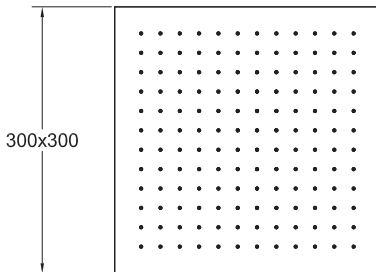
Art. 15199



Misura a discrezione del cliente
Measure chosen by customer



Art. 15200



Prima dell'installazione e messa in funzione

Attenzione! I tubi della rete idrica devono essere sciacquati con cura prima dell'installazione del miscelatore, in modo che non rimangano trucioli, residui di saldatura o canapa, o altre impurità all'interno dei tubi. Attraverso tubazioni non sciacquate a fondo o attraverso la rete idrica generale, nel miscelatore possono entrare corpi estranei in grado di danneggiare le guarnizioni/guarnizioni ad anello. Si raccomanda pertanto di dotare anche l'impianto generale di filtri.

Before installation and setting to work

Attention! The feeding pipes have to be rinsed thoroughly before the installation of the mixer, so that no shavings, welding or hemp residual or other dirt can be found in the pipes. Foreign bodies can enter the mixer through the rinsed pipes or the general water plant and could damage the washers/ring washers. So filters should be installed also on the general system.

ก่อนการติดตั้งและเริ่มใช้งาน

โปรดทราบ! ต้องล้างท่อน้ำเข้าให้สะอาดก่อนติดตั้งอุปกรณ์ เพื่อไม่ให้มีเศษโลหะ เศษยาแนว เศษเชือกพันเกลียว หรือสิ่งสกปรกอื่นๆ เหลือค้างอยู่ในท่อ สิ่งแปลกปลอมที่ปะปนเข้ามาในท่อน้ำในกรณีล้างท่อดีไม่สะอาด หรือสิ่งแปลกปลอมที่มาจากแหล่งจ่ายน้ำปกติ อาจทำให้ปะเก็น/โอริงเสียหายได้ ดังนั้นควรติดตั้งเครื่องกรองที่ระบบจ่ายน้ำหลักด้วย

Fig. 1

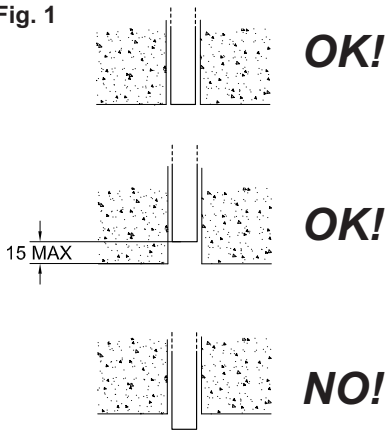


Fig. 2

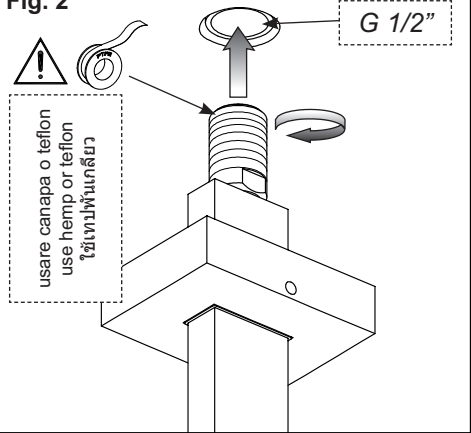


Fig. 3

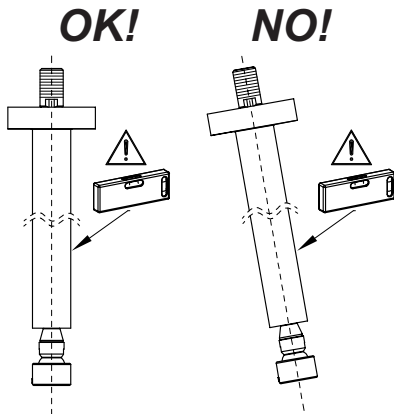


Fig. 4

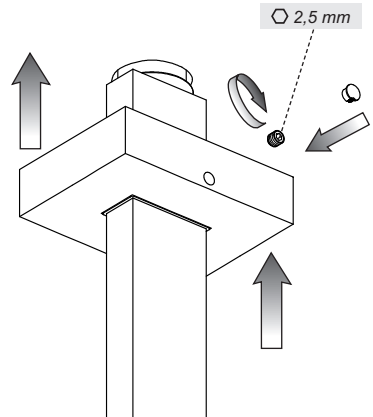


Fig. 5

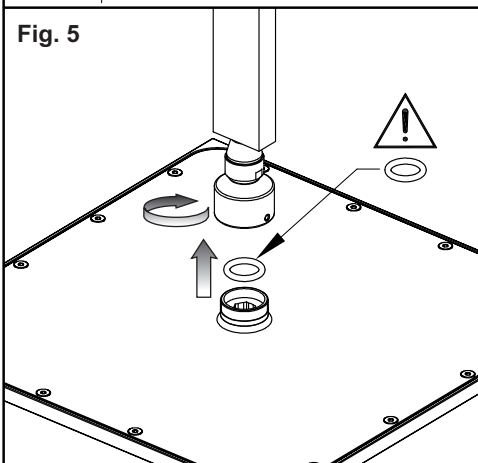
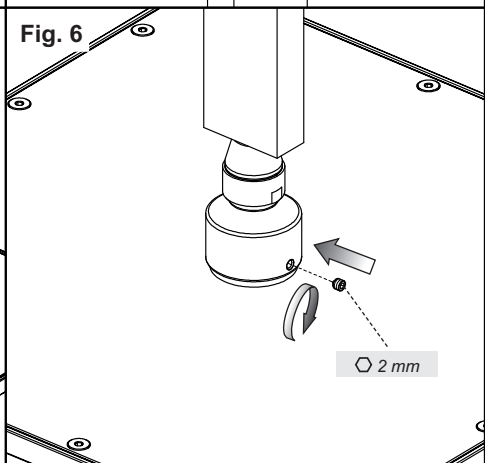


Fig. 6



A series of horizontal dotted lines for writing notes.

