

ADONE SOFA

Design · Emanuele Missaglia



SEDUTA E CUSCINO DI SCHIENALE | 1 SEAT AND BACK CUSHION

Rivestimento in
Upholstery in:

Tessuto
Fabric



MATERIAL SHEET- A

Super
Extra
Luxury

Pelle
Leather



MATERIAL SHEET- B


Naturale
Colorata
Nabuk

- Struttura in legno con imbottitura in poliuretano espanso
- Cuscini in piuma d'oca con inserto in poliuretano
- *Wooden structure padded with polyurethane foam*
- *Cushions in goose feather with polyurethan insert*

COMPOSITION 1

ADONE SOFA composizioni

Design · Emanuele Missaglia



COMPOSITION 11



COMPOSITION 9



COMPOSITION 10



COMPOSITION 5

ADONE COMPONENTI

A - Arm

55
21"5/8



B - 1 seat element

79
31"1/8

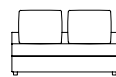
43
16"7/8



C - 2 seats element

79
31"1/8

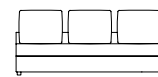
43
16"7/8



D - 3 seats element

79
31"1/8

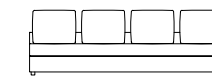
43
16"7/8



E - 4 seats element

79
31"1/8

43
16"7/8



90
35"3/8



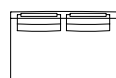
17
6"3/4

90
35"3/8



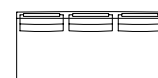
71
28"

90
35"3/8



142
55"7/8

90
35"3/8



197
77"1/2

90
35"3/8

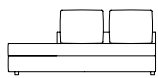


262
103"1/8

I - Penisola cm. 195 sx

79
31"1/8

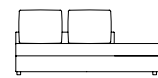
43
16"7/8



L - Penisola cm. 195 dx

79
31"1/8

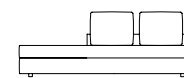
43
16"7/8



M - Penisola cm. 222 sx

79
31"1/8

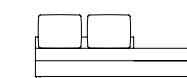
43
16"7/8



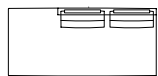
N - Penisola cm. 222 dx

79
31"1/8

43
16"7/8



90
35"3/8



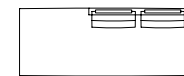
195
76"3/4

90
35"3/8



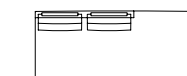
195
76"3/4

90
35"3/8



222
87"3/8

90
35"3/8

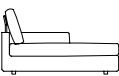


222
87"3/8

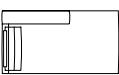
O - Chaise Longue

79
31"1/8

43
16"7/8



83
32"5/8



155
61"

P - Corner arm

55
21"5/8



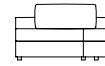
120
47"1/4



17
6"3/4

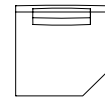
Q - Terminal sx

73
28"3/4



43
16"7/8

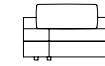
120
47"1/4



120
47"1/4

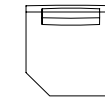
R - Terminal dx

79
31"7/64



43
16"7/8

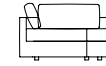
120
47"1/4



120
47"1/4

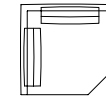
S - Corner

79
31"7/64



43
16"7/8

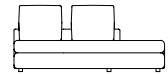
120
47"1/4



120
47"1/4

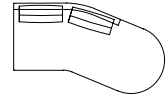
Y - Penisola sagomata dx

87,5
34"7/16



43
16"15/16

90
35"7/16

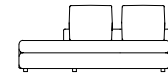


120
47"1/4

200
78"3/4

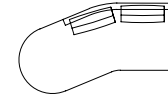
Y - Penisola sagomata sx

87,5
34"7/16



43
16"15/16

120
47"1/4

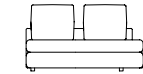


90
35"7/16

200
78"3/4

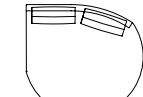
Z - Penisola tonda dx

87,5
34"7/16



43
16"15/16

90
35"7/16

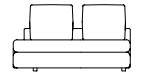


148
58"17/64

155
61"1/32

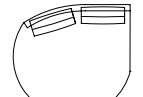
Z - Penisola tonda sx

87,5
34"7/16



43
16"15/16

148
58"17/64

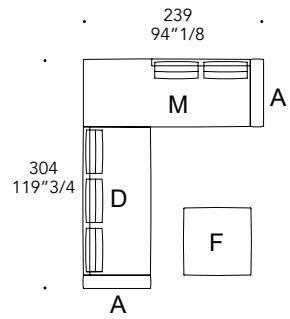


90
35"7/16

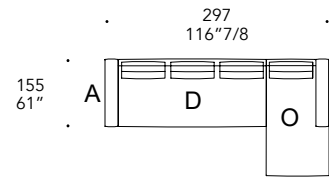
155
61"1/32

ADONE COMPOSIZIONI

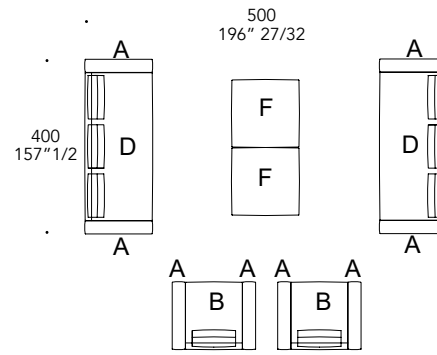
PROPOSED COMPOSITION 1



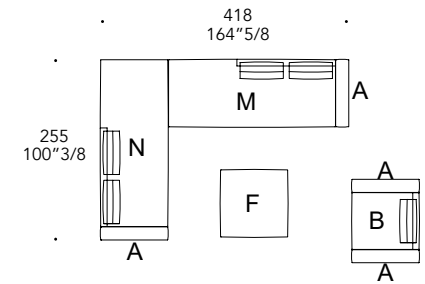
PROPOSED COMPOSITION 2



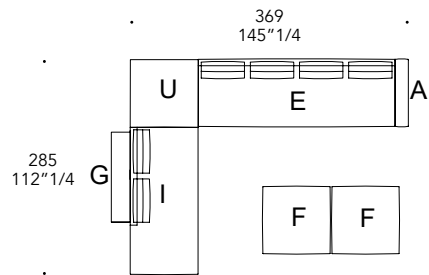
PROPOSED COMPOSITION 3



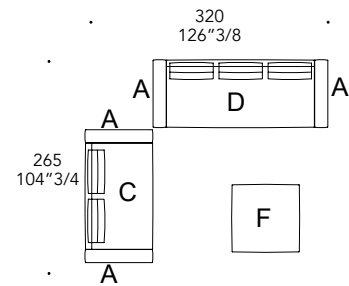
PROPOSED COMPOSITION 4



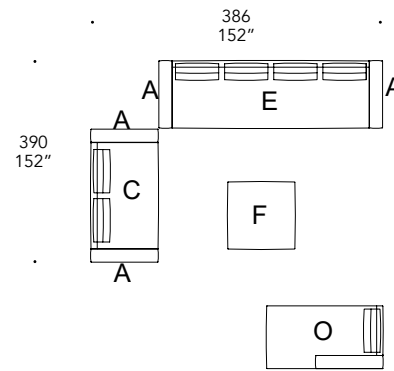
PROPOSED COMPOSITION 5



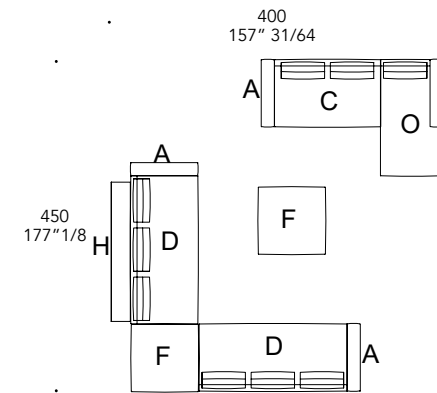
PROPOSED COMPOSITION 6



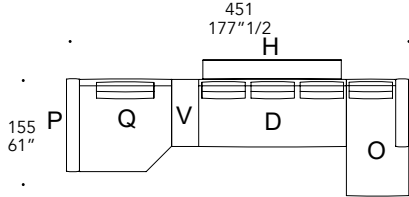
PROPOSED COMPOSITION 7



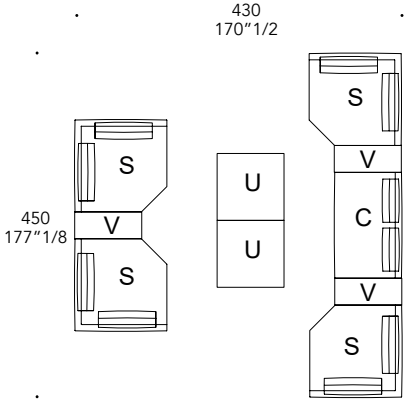
PROPOSED COMPOSITION 8



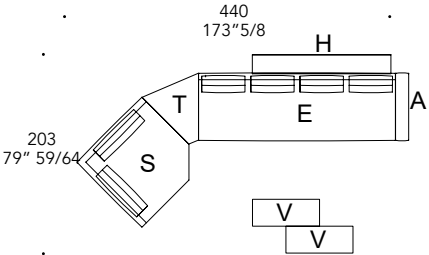
PROPOSED COMPOSITION 9



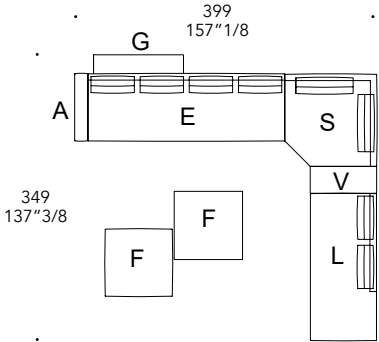
PROPOSED COMPOSITION 10



PROPOSED COMPOSITION 11




PROPOSED COMPOSITION 12



ADONE SOFA TAVOLINO

Design · Emanuele Missaglia



STRUTTURA STRUCTURE | 1

Rivestimento in:
Upholstery in:

Pelle
Leather



MATERIAL SHEET- B

Naturale
Colorata
Nabuk

MARMOREFLEX*

Vetro Marmo
Marble glass



MATERIAL SHEET- D

LEGNOREFLEX*

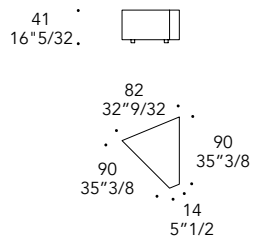
Vetro Legno
Wood glass



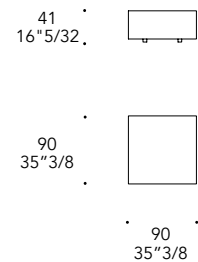
MATERIAL SHEET- D

Only MarbleReflex or LegnoReflex

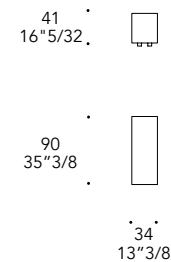
T - Coffee table 45°



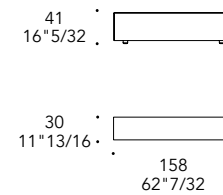
U - Coffee table



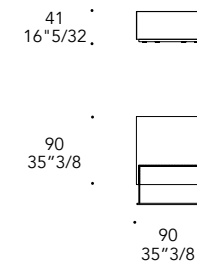
V - Insert table



W - Low table

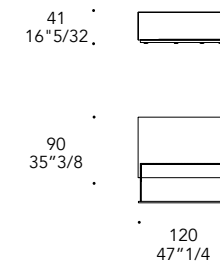


X - 90 with Drawer



Drawer: 81 x 49 x 29,5 h

X - 120 with Drawer



Drawer: 111 x 49 x 29,5 h

ADONE SOFA MENSOLA

Design · Emanuele Missaglia

MENSOLA SHELF | **G** **H**

Rivestimento in
Upholstery in:

Pelle
Leather



MATERIAL SHEET- **B**

Naturale
Colorata
Nabuk



Pouf F Mensola G e H
Pouf F Shelf G e H

G - Shelf

H - Shelf

20 :
7"7/8 :

20 :
7"7/8 :

25 :
9"7/8 :
119
46"7/8

25 :
9"7/8 :
177
69"3/4